



AmFIRST

Real Estate Investment Trust



FINANCIAL RESULTS

For the 9-Month Period Ended 31 December 2017



The Manager

Am ARA REIT Managers Sdn Bhd (730964-X)

FUND OVERVIEW

AS AT 31 DECEMBER 2017

Listing Date

21 December 2006

Approved Fund Size

686,401,600 units

Sector/Type of Properties

Commercial Office and Retail

No. of Investment Properties

9

Investment Properties

RM1,667.7 million

Total Asset Value

RM1,683.9 million

Borrowings

RM785.4 million

Gearing

46.7%

Net Asset Value

RM861.1 million

Net Asset Value Per Unit

1.2546 (before income distribution)

1.2425 (after income distribution)

Closing Unit Price

RM 0.675

Market Capitalisation

RM463.3 million

STATEMENT OF COMPREHENSIVE INCOME

RM'000	9-month Period Ended		Changes	
	31-Dec-17	31-Dec-16	Amount	%
Gross Revenue ⁽ⁱ⁾	85,261	82,971	2,290	2.8%
Property Expenses ⁽ⁱⁱ⁾	(28,730)	(29,193)	463	1.6%
Net Property Income	56,531	53,778	2,753	5.1%
Interest and Other Income	325	192	133	69.3%
Total Income	56,856	53,970	2,886	5.3%
Non-property Expenses	(6,365)	(6,827)	462	6.8%
Interest Expenses ⁽ⁱⁱⁱ⁾	(27,752)	(27,118)	(634)	-2.3%
Realised Net Income	22,739	20,025	2,714	13.6%
Unrealised Loss on Revaluation of Derivative	459	1,156	(697)	60.3%
Unrealised Loss on Financial Liabilities Measured at Amortised Cost	(98)	(201)	103	51.2%
Total Comprehensive Income For The Period	23,100	20,980	2,120	10.1%
- Realised	22,739	20,025	2,714	13.6%
- Unrealised	361	955	(594)	-62.2%

- (i) Gross revenue was marginally higher by 2.8% mainly contributed by higher average occupancy rate in The Summit Retail and Prima 9. However, the increase was partially offset by the lower average occupancy in Menara AmFIRST.
- (ii) Property expenses was lower by 1.6% mainly attributable to lower electricity expense in some of the properties within the portfolio.
- (iii) Interest expense was higher by 2.3% mainly due to increase in borrowing to finance the various asset enhancement initiatives as well as increase in interest cost of the revolving credit facilities.

STATEMENT OF FINANCIAL POSITION

RM'000	As at	As at	Changes	
	31-Dec-17	31-Mar-17	Amount	%
Investment Properties	1,667,729	1,662,800	4,929	0.3%
Trade Receivables	2,220	1,742	478	27.4%
Other Receivable, Deposit & Prepayment	7,943	8,046	(103)	-1.3%
Cash & Cash Equivalents	5,984	6,977	(993)	-14.2%
Total Assets	1,683,876	1,679,565	4,311	0.3%
Borrowings	(785,442)	(775,143)	(10,299)	1.3%
Other Liabilities	(37,300)	(37,216)	(84)	0.2%
Total Liabilities	(822,742)	(812,359)	(10,383)	1.3%
Net Asset Value (NAV)	861,134	867,206	(6,072)	-0.7%

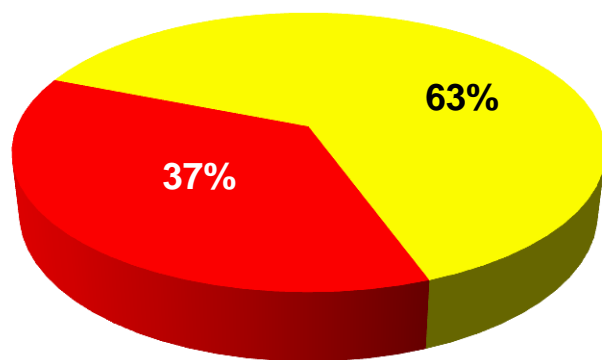
Number of Units in Circulation ('000 unit)	686,402	686,402	-	-
Closing Unit Price (RM)	0.675	0.810	(0.135)	-16.7%
Market Capitalisation (RM'000)	463,321	555,985	(92,664)	-16.7%
<u>NAV per unit (RM)</u>				
- Before income distribution	1.2546	1.2634	(0.0088)	-0.7%
- After income distribution	1.2425	1.2421	0.0004	0.0%

CAPITAL & INTEREST RATE MANAGEMENT

	As At 31 Dec 2017	As At 31 Mar 2017
Total Borrowings (RM'000)	785,442	775,143
Total Asset Value (RM'000)	1,683,876	1,679,565
Gearing (%)	46.7%	46.2%
Weighted Average Interest Rate (%)	4.68%	4.58%
Interest Cover (Times)	1.82	1.77

Interest Rate Management

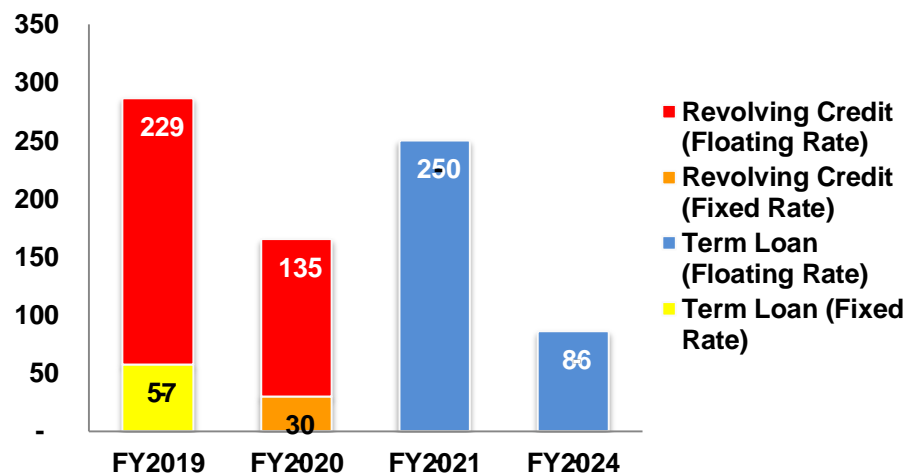
■ Fixed Rate ■ Floating Rate



✓ 37% Fixed Rate : 63% Floating Rate

Debt Expiry Profile

RM'million



✓ The weighted average maturity was 2.27 years.

INVESTMENT PROPERTIES



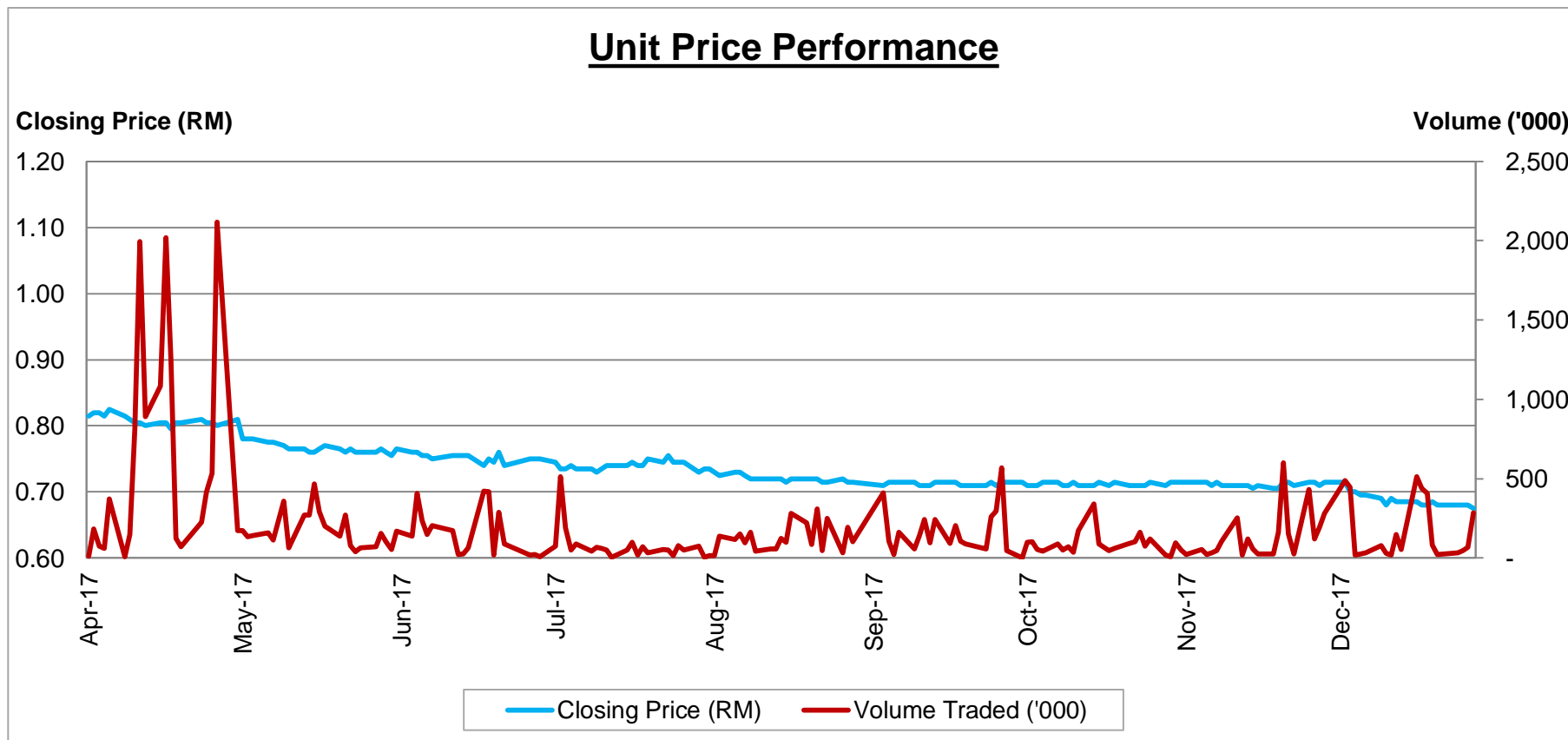
No.	Property Portfolio	Location	NLA (sf)	No of Car park	Valuation As at 31 Dec 2017	
					RM mil	RM psf
1	Bangunan AmBank Group	Kuala Lumpur	360,166	522	259.5	720
2	Menara AmBank	Kuala Lumpur	458,187	557	320.6	700
3	Menara AmFIRST	Petaling Jaya	156,369	324	72.6	464
4	Wisma AmFIRST	Kelana Jaya	284,499	645	114.1	401
5	The Summit Subang USJ	Subang Jaya			384.6	
	- Retail		561,978	-	203.1	361
	- Office		138,604	-	44.9	324
	- Hotel		286,600/ 332 rooms	-	98.2	n/a
	- Carpark		-	1,966	38.4	n/a
6	Prima 9	Cyberjaya	111,224	414	73.0	656
7	Prima 10	Cyberjaya	100,272	322	66.3	661
8	Jaya 99	Melaka	225,912	551	102.0	452
9	Mydin HyperMall	Bukit Mertajam	536,507	1,242	275.0	513
	TOTAL		3,220,318	6,543	1,667.7	

PORTFOLIO OCCUPANCY (%)

	Occupancy (%)	
	As at 31 Dec 2017	As at 31 Mar 2017
Bangunan AmBank Group	99.6%	99.6%
Menara AmBank	88.1% ↓	90.4%
Menara AmFIRST	59.4% ↓	62.0%
Wisma AmFIRST	72.1% ↓	78.6%
The Summit Subang USJ (Office)	69.6% ↑	64.4%
The Summit Subang USJ (Retail)	73.9% ↓	74.3%
Prima 9	100.0%	-
Prima 10	60.1%	60.1%
Kompleks Tun Sri Lanang (also known as Jaya 99)	99.4% ↓	100.0%
Mydin HyperMall	100.0%	100.0%
Overall Portfolio	85.4% ↑	82.6%

- The committed occupancy on the overall portfolio as at 31 Dec 2017 was **89.0%**.

UNIT PRICE & TRADING PERFORMANCE



**Closing Unit Price @
31 Dec 2017**
RM0.675

Highest Unit Price during the Quarter Ended 31 Dec 2017
RM0.715

Lowest Unit Price during the Quarter Ended 31 Dec 2017
RM0.675

Average Volume Traded per day during the Quarter Ended 31 Dec 2017
128,550 units

TOP 10 UNITHOLDERS

AS AT 31 Dec 2017

No	Name	% Unit Held
1	AmBank (M) Berhad	26.73%
2	Yayasan Azman Hashim	6.09%
3	Jadeline Capital Sdn Bhd	5.27%
4	Valuecap Sdn Bhd	3.18%
5	Yayasan Hasanah	2.95%
6	AmMetLife Insurance Berhad	1.63%
7	Affin Hwang Investment Bank Berhad – iVT (JBD)	1.33%
8	Public Optimal Growth Fund	1.28%
9	DFN Resources Sdn Bhd	1.04%
10	Lim Soon Huat	0.75%
Total		50.24%

DISCLAIMER

- The information contained herein does not carry any right of publication or disclosure to any other party. Neither this proposal nor its content may be used for any other purpose without prior written consent of Am ARA REIT Managers Sdn Bhd.
- The information may contain forward-looking statements that involves risks and uncertainties. Prospective investors are cautioned that actual results may differ materially from those set forth in any forward-looking statements herein as a result of a number of risks, uncertainties and assumptions.
- The information does not constitute an offer or invitation to purchase or subscribe for any units in the AmFIRST REIT. Any decision to purchase shares in the offering should be made solely on the basis of the information contained in the prospectus to be published in due course in conjunction with the listing exercise.
- Am ARA REIT Managers Sdn Bhd expressly disclaims any and all liabilities to any parties or representations, expressed or implied, contained in or omissions from the documents or any other written or oral communications transmitted as a result of the circulation, publication, reproduction or use of this document.