


# Corporate Presentation

December 2023

**SUNWAY**<sup>®</sup>  
CONSTRUCTION



# Corporate Profile

- Incorporated in 1976 and commenced business in 1981
- First listing in year 1997 and delisted in year 2004
- Relisting under the construction sector of the Main Market of Bursa Malaysia on 28<sup>th</sup> July 2015
- Cumulative revenue since inception of more than RM36bil
- Market capitalization: Around RM2.5bil
- As of Dec 2023 :  
 Foreigners 0.53% | Non Bumi 42.32% | Bumi 57.15%
- Top external shareholders, as of Dec 23 :  
 EPF 10.0% | Amanah Saham 7.2% | Great Eastern 3.6% | PNB 1.8% | Kenanga 0.6%

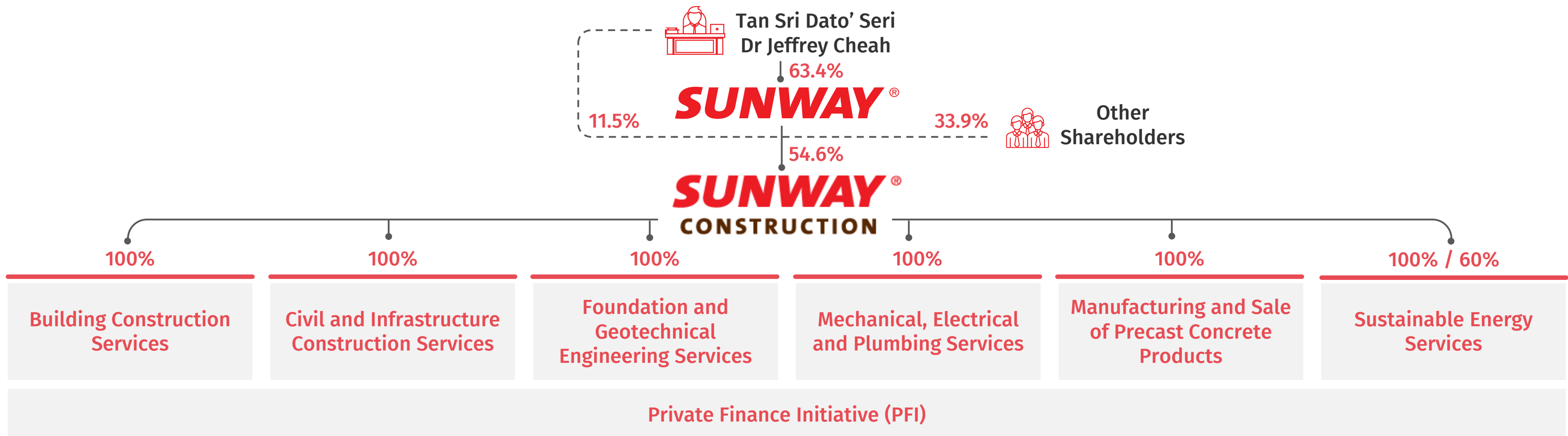
**MSCI**  
ESG RATINGS



CCC	B	BB	BBB	A	<b>AA</b>	AAA
-----	---	----	-----	---	-----------	-----



## Corporate Structure



# FULLY INTEGRATED BUSINESS MODEL

## Building Construction Services



- Design and construction service provider specializing in Building Information Modeling System (BIM/VDC)
- International portfolio includes projects in Singapore, UAE, and Trinidad and Tobago
- Special Purpose Building Projects include Kuala Lumpur Convention Centre, Pinewood Studio, Sunway Medical Centre, Monash University Campus Malaysia; Sunway Shopping Mall; Putrajaya Govt Agency Offices; International School of Kuala Lumpur

## Civil and Infrastructure Construction Services



- Roads, highways, airports, bridges and rail transportation infrastructure projects over the last 30 years
- Local Projects include Ipoh Airport, SILK, Maju Expressway, SKVE, MRT, LRT and BRT
- Overseas Projects include 7 completed highways and bridges in India and 2 new HAM project secured in FYE 2020

## Foundation and Geotechnical Engineering Services



- Core services include piling solutions and earth retaining systems
- Services cover all types of buildings such as residential, commercial, institutional, purpose-built or specialty buildings, and civil/infrastructure construction projects

## Mechanical, Electrical and Plumbing Services



- Main services are categorised into mechanical, electrical, plumbing and specialised engineering solutions
- Services offered to both internal and external clients as part of integrated services and on stand alone basis

## Sustainable Energy Services



- Solar : Rooftop (Sunway projects) and large scale
- Gas District Cooling System (Putrajaya)
- Biomass system (BioExcel in Johor)
- LSS4 (EPC 2 x 50MW)
- JV with ENGIE for District Cooling Systems (DCS)

## Manufacturing and Sale of Precast Concrete Products



- Develops, designs, manufactures and supplies precast concrete products with manufacturing plants located in Iskandar and Senai, Johor, Malaysia, as well as the new plant in Integrated Construction and Prefabrication Hub (ICPH) in Singapore
- Precast concrete products manufactured, include Industrialised Building System (“IBS”) components, for residential, commercial and infrastructure development projects

# Proven Track Record



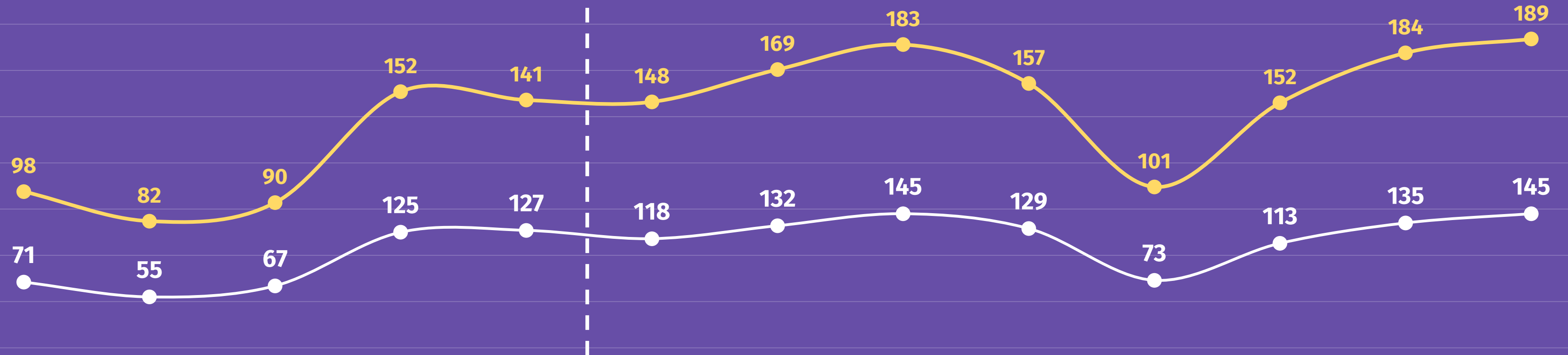
Date	28.07.15	29.12.17	31.12.18	31.12.19	31.12.20	31.12.21	31.03.22	30.06.22	30.09.22	31.12.22	31.03.23	30.06.23	30.09.23	31.12.23
Price (RM)	1.20	2.51	1.33	1.91	1.88	1.56	1.72	1.51	1.50	1.56	1.66	1.55	1.90	1.94
Market Cap	1.6b	>3.0b	1.7b	2.5b	2.4b	2.0b	2.2b	2.0b	2.0b	2.0b	2.1b	2.0b	2.5b	2.5b

Pre-listing

28 July 2015

Post-listing

2011 2012 2013 2014 2015 2016 2017 2018 2019 2020 2021 2022 2023



— PBT (RM'mil)

— PATMI (RM'mil)

2011 to 2014 figures as per prospectus and circular and 2016 to 2019 have been restated for MFRS 9

# Strong Financial Performance

	2019	2020	2021	2022	1Q 2023	2Q 2023	3Q 2023	4Q 2023	FYE 2023
RM'mil	Audited	Audited	Audited	Audited	Unaudited	Unaudited	Unaudited	Unaudited	Unaudited
Revenue	1,768.7	1,552.6	1,729.2	2,155.2	522.1	604.1	673.5	871.5	2,671.2
PBT	157.4	101.5	152.2	184.1	37.5	42.3	48.1	60.7	188.6
PBT %	8.9%	6.5%	8.8%	8.5%	7.2%	7.0%	7.1%	7.0%	7.1%
PBT % - Construction	9.6%	6.8%	9.3%	8.8%	7.7%	7.3%	7.0%	6.7%	7.1%
PBT % - Precast	1.9%	2.8%	2.8%	5.9%	2.5%	4.7%	7.8%	9.0%	6.5%
PATMI	129.3	72.8	112.6	135.2	27.8	33.0	35.0	49.3	145.1
ROE (%)	21%	12%	17%	18%	N/A	N/A	N/A	N/A	17%

>> Management's commitment is 35% of full year PATMI

	2015	2016	2017	2018	2019	2020	2021	2022	2023
Dividend per share (cents)	4.00	5.00	7.00	7.00	7.00	4.00	5.25	5.50	6.00
% of Full Year PATMI	41%	52%	68%	63%	70%	71%	60%	53%	53%

# Non-financial Indicators

		2017	2018	2019	2020	2021	2022	2023
Quality	QLASSIC – Construction	77.2%	73.6%	75.0%	N/A	83.0%	81.8%	82.3%
	Customer Satisfaction	75.7%	77.6%	77.7%	96.1%	92.2%	95.6%	100.0%
ESH	Work Man-Hours	18,790,437	20,242,286	16,611,284	14,723,472	17,869,038	17,393,348	17,869,038
	Fatal Accident	-	-	1	2	-	1	-
Employees	% Woman	16%	14%	14%	16%	19%	16%	16%
	Ratio Men: Women pay	0.97:1	0.96:1	1:0.93	0.99:1	1:0.91	1:0.92	N/A
	Man day training/staff	1.2	2.8	3.4	2.9	2.18	2.97	4.45
	Attrition	13%	13%	11%	13%	15%	22%	19%

# Investment Highlights

01

Fully Integrated  
Construction Company

04

Strong Brand Heritage

02

Solid Order Book of  
Diversified Projects Across  
the Construction Sub-Sector

05

Highly Experienced  
Senior Management

03

Proven Track Record  
on the Local and  
International Stage

06

Continuing Support  
from Sunway Group

**SUNWAY**<sup>®</sup>  
CONSTRUCTION

# Investment Highlights

## | 01 Fully Integrated Company

A Turnkey Contractor with a Full Range of Integrated Services & Products



Building Construction Services



Civil and Infrastructure Construction Services



Foundation and Geotechnical Engineering Services



Mechanical, Electrical and Plumbing Services





Sustainable Energy Services



Manufacturing and Sale of Precast Concrete Products

## Range of Services Supported by Building Information Modelling, Large Asset Base & Best Practices

**Building Information Modelling**  
 >>> Improved visualization for clash analysis



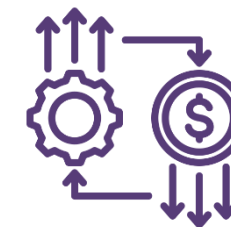
**Large Asset Base >>> Maximize Economies of Scale**



- 22 Boring Rigs
- 25 Hydraulic and Wheeled Excavators
- 16 Tower Cranes
- 15 Mobile and Rough Terrain Cranes
- 10 Concrete Pumps & Placing Booms
- 10 Crawler Cranes
- 7 Skylifts
- 6 Lorry Cranes
- 36,100 m<sup>2</sup> Formwork

**Maximizing Cost Savings and Improved Operating Efficiencies**

>>> **Enhanced Profitability**



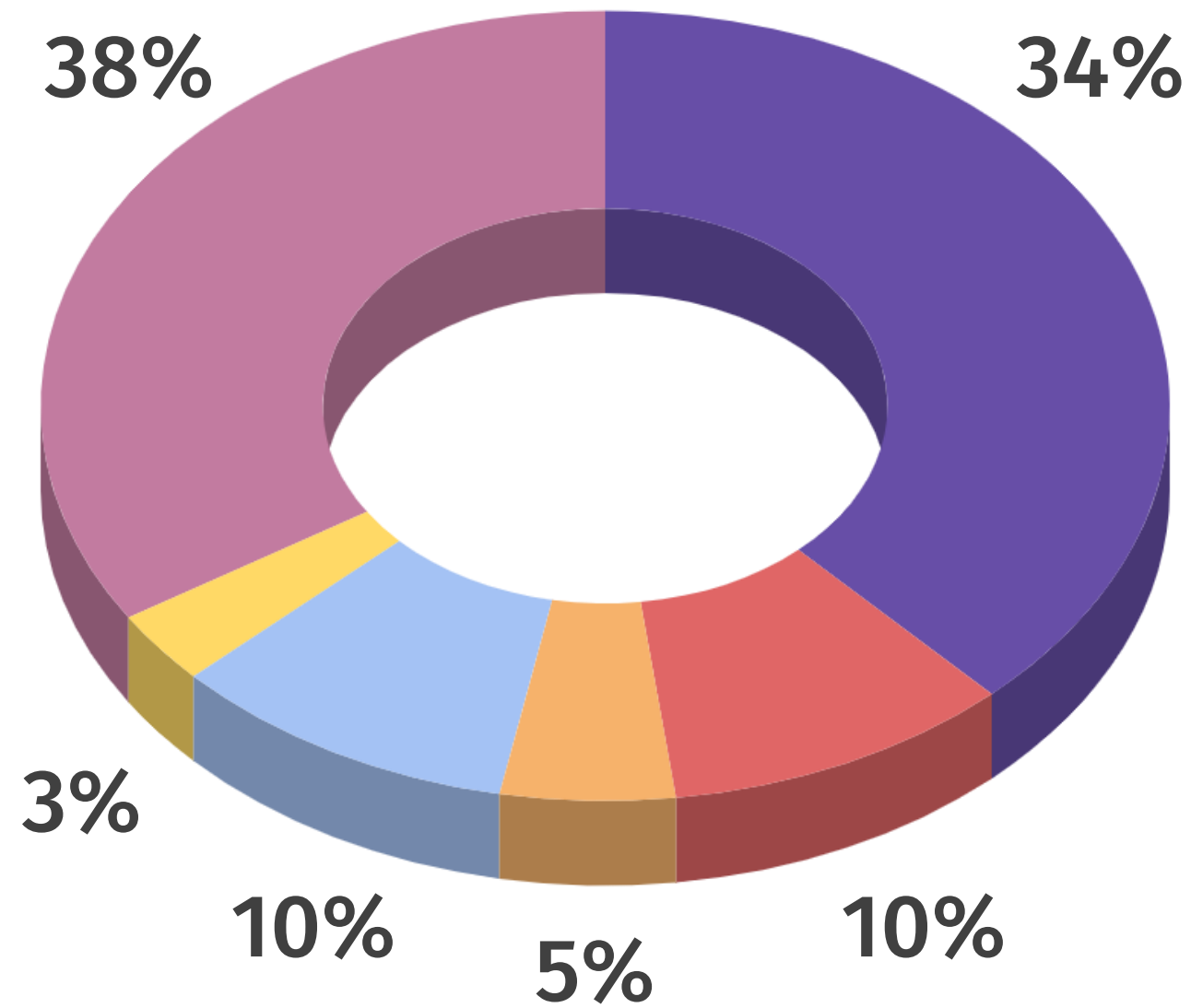
- Quality Control
- Rationalising Functions
- Consolidating Management Functions
- Maximise Economies of Scale

**Well Positioned to Bid for and Undertake Large and Complex Projects Both Domestically & Internationally to Diversify Risk and Ensure Sustainable Development**



# Investment Highlights

## | 02 Solid Diversified Order Book



- Inhouse
- India
- Building
- Singapore Precast
- Infrastructure / Piling
- Sustainable Energy

As of Dec 2023

Ongoing

**60 Projects**

Total Outstanding Order Book

**RM 5.3 bil**

Target NEW Order Book

**FYE 2024 : RM 2.5 bil to RM 3.0 bil**

Previous Year Order Book

RM'bil	2023	2022	2021	2020	2019	2018	2017
New Order	2.5	2.6	1.5	2.3	1.8	1.6	4.0
Outstanding Order Book	5.3	5.3	4.8	5.1	5.2	5.2	6.6

# Investment Highlights

## | 02 Solid Diversified Order Book - Detailed

AS AT DEC-23 (RM MIL)	COMPLETION	CONTRACT SUM	O/S ORDERBOOK	
<b>BUILDING</b>			2,043	38%
OXLEY TOWER (MEP)	4Q 2024	68	27	
OXLEY TOWER VO (MEP)	4Q 2024	9	9	
JHB1X0 - DATA CENTRE	3Q 2024	1,700	1,460	
K2 - DATA CENTRE	4Q 2024	190	160	
DAISO	2Q 2026	298	291	
K2 DC (CIMC)	4Q 2024	99	99	
<b>INFRASTRUCTURE/PILING</b>			532	10%
LRT 3 : PACKAGE GS07-08	2Q 2024	1,295	10	
RTS LINK PACKAGE 1B AND PACKAGE 5	2Q 2025	605	494	
LRT 3 : GS06	2Q 2024	191	28	
<b>INDIA</b>			289	5%
THORAPALLI - JITTANDAHALLI (TJ)	4Q 2024	508	237	
MEENSURUTTI - CHIDAMBARAN (MC)	1Q 2024	315	53	
<b>SUSTAINABLE ENERGY</b>			162	3%
SOLAR - EXTERNAL	Various	35	8	
SOLAR - INTERNAL	Various	12	4	
LSS4 GOPENG	1Q 2024	200	41	
LSS4 SHARP VENTURES	1Q 2024	185	39	
SOUTH QUAY SQUARE DCS	2Q 2025	35	17	
CGPP - GREEN	4Q 2025	46	46	
NEW ORDER 2023 - EXTERNAL	Various	45	7	
<b>SINGAPORE</b>			502	10%
PRECAST	Various	581	239	
NEW ORDER 2023 - EXTERNAL	Various	270	263	

AS AT DEC-23 (RM MIL)	COMPLETION	CONTRACT SUM	O/S ORDERBOOK	
<b>INTERNAL - SUNWAY GROUP</b>			1,797	34%
SMC 4 + VO	1Q 2024	612	42	
SUNWAY BELFIELD	4Q 2024	403	112	
SUNWAY VELOCITY 2	1Q 2024	352	12	
SOUTH QUAY SQUARE - SUPERSTRUCTURE	3Q 2024	756	265	
SOUTH QUAY SQUARE - SUPERSTRUCTURE (VO)	4Q 2025	607	607	
SW CARNIVAL MALL - REFURBISHMENT	2Q 2025	253	173	
SUNWAY VELOCITY 2B	1Q 2024	253	79	
SMC DAMANSARA	2Q 2024	240	85	
SMC IPOH + VO	2Q 2024	217	89	
SW INTERNATIONAL SCHOOL (SIS)	1Q 2024	140	6	
SUNWAY VELOCITY 3C4	1Q 2024	100	2	
BIG BOX OFFICE	COMPLETED	51	5	
SW FLORA	4Q 2025	278	232	
SMC FIT-OUT	3Q 2025	70	70	
SMCSJ FIT-OUT	2Q 2024	14	14	
<b>GRAND TOTAL @ DEC 2023</b>		11,030	5,325	
<b>RED : SECURED IN 2023</b>		2,505	2,233	

# Investment Highlights

## | 02 Solid Diversified Order Book - Detailed

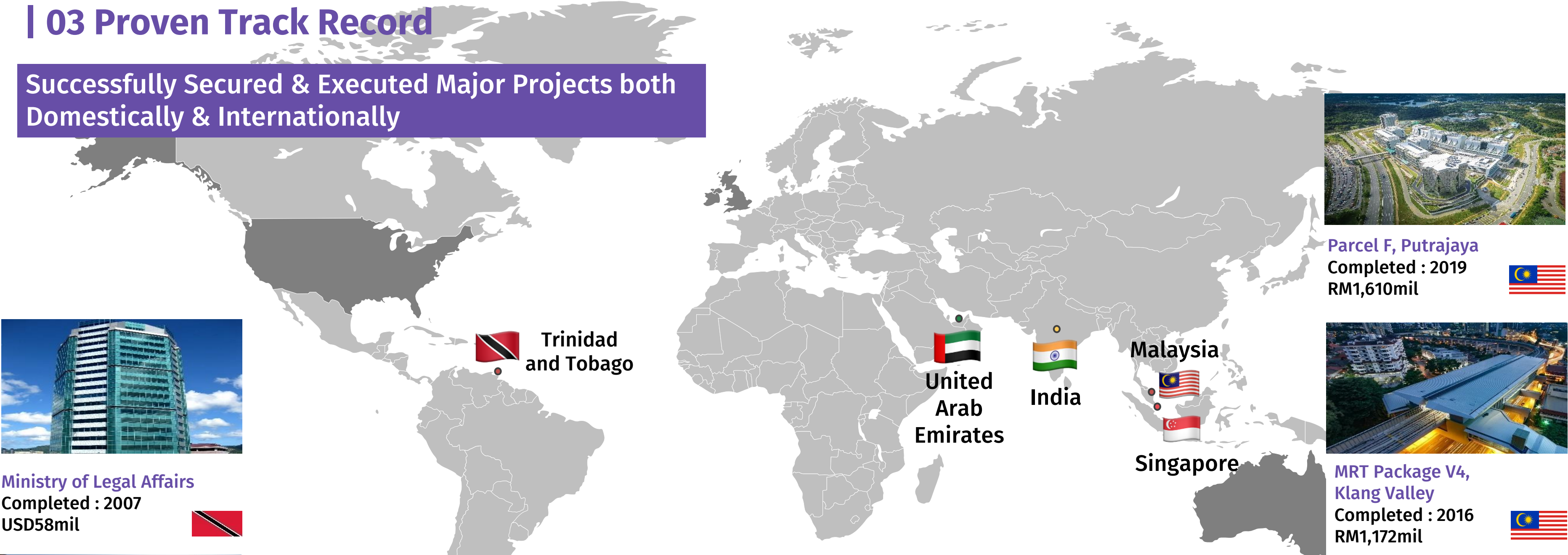
Projects (2023 new awards)	Client	Duration	Contract Sum (RM'mil)
Bidadari C17 - LPS	Eng Seng Lee Construction Co Pte Ltd	Dec-23	3.9
Precast - Watertanks (various projects)	Jin Cheng Pte Ltd	Various	9.4
Heliosel Solar PV System - Package L3	Heliosel Sdn Bhd	Dec-23	34.0
Heliosel Solar PV System - Package L2	Heliosel Sdn Bhd	Oct-23	10.5
RTS Package 1B and Package 5	Malaysia Rapid Transit System Sdn Bhd	Jun-25	604.9
South Quay Square Mix Development - 2nd SA	Sunway South Quay Sdn Bhd	Oct-25	606.6
Oxley Tower VO	BUCG (M) Sdn Bhd	Feb-24	8.5
Secured in 1Q 2023			1,277.7
Kallang Whampoa C23A	LBD Engineering Pte Ltd	Dec-25	63.0
Carnival Mall Refurbishment	Sunway Reit Management SB	Aug-24	253.0
Secured in 2Q 2023			316.0
Daiso Global Distribution Center Warehouse	Daiso Malaysia Group Sdn Bhd	Q2 2026	297.7
K2 Data Centre (Johor)	K2 Strategic Infrastructure Malaysia Sdn Bhd	Q4 2024	190.0
Corporate Green Power Programme (CGPP)*	Investment Project*	Dec-25	46.0
Punggol North C15	QingJian Internation (South Pacific) Group Development Co Pte Ltd	Jul-24	35.1
Bishan East C36	Ningbo Construction Group Co. Ltd (SG branch)	Sep-24	1.2
LPS Term Contract Batch 8	Housing Development Board	Jun-26	66.9
Secured in 3Q 2023			636.9
K2 DC (Container installation and interfacing works)	CIMC Modular Building Malaysia Sdn Bhd	Dec-24	99.0
Woodlands N2C19A	Sanchoon Builders Pte Ltd	Jun-26	90.4
SMC Fit-out	Sunway Medical Centre Sdn Bhd	Sep-25	70.0
SMCSJ Fit-out	Deco Style Sdn Bhd	Jun-24	14.4
Secured in 4Q 2023			273.8
<b>TOTAL AS AT 4Q 2023</b>			<b>2,504.5</b>

\* CGPP is an investment project undertaken by SunCon, hence no revenue recognition for construction works due to intergroup elimination.

# Investment Highlights

## | 03 Proven Track Record

Successfully Secured & Executed Major Projects both Domestically & Internationally



**Ministry of Legal Affairs**  
Completed : 2007  
USD58mil



**Al-Reem Island Phase 1, Plot 1**  
Completed : 2009  
USD362mil



**Rihan Heights Phase 1A**  
Completed : 2010  
USD510mil



**HDB - Bukit Merah**  
Completed : 2016  
SGD31mil



**East-West Corridor Uttar Pradesh**  
Completed : 2008  
US67mil



**LRT Package B**  
Completed : 2015  
RM569mil



**Kuala Lumpur Convention Centre**  
Completed : 2005  
RM549mil



**Parcel F, Putrajaya**  
Completed : 2019  
RM1,610mil



**MRT Package V4, Klang Valley**  
Completed : 2016  
RM1,172mil



Malaysia



Singapore

United Arab Emirates



India



Trinidad and Tobago



# Investment Highlights

## | 04 Strong Brand Heritage



### 2021

- Mechanical & Electrical Contractors award from MBAM
- MSOSH 2019 OSH Award (Gold 1 – PNLC) (Gold 2 – TNB Campus)
- MSWG ASEAN Corporate Governance 2020 Award (Industry Excellence)
- ARC Awards International – Annual Report (Industry) Bronze
- The Edge Billion Ringgit Club Awards – Construction Sector : Highest ROE Over Three years

### 2022

- Australasian Reporting Award (ARA) – Silver Award
- International Annual Report Competition (ARC) Awards – PDF version of Annual Report – Integrated AR & CSR – Asia/Pacific: Traditional Format – Bronze
- The Edge Billion Ringgit Club Awards – Construction Sector : Highest ROE Over Three Years
- CIDB 5 Star SCORE Rating – Sunway Construction Sdn Bhd
- National Annual Corporate Report Awards (NACRA) 2022 – Excellence Awards – Companies with RM2b to RM10b in Market Capitalisation – Gold

### 2023

- Talentbank Graduates’ Choice Award 2023 – Champion in Construction
- Australasian Reporting Award (ARA) – Silver Award
- The Edge Billion Ringgit Club Awards – Construction Sector : Highest ROE Over Three Years
- National Annual Corporate Report Awards (NACRA) 2023 – Excellence Awards – Companies with Less Than RM2b in Market Capitalisation – Platinum



SG50 Prestige Enterprise Award 2015 / 2016



Singapore Successful Brand 2015



MCIEA Builder of The Year Award 2018, 2013, 2005 & 2003



MCIEA International Achievement Award 2012



Industry Excellence Awards 2010 – Export Excellence Award



MCIEA Project Award: Building-Major Scale – KL Convention Centre 2006

# Investment Highlights

## | 05 Continuous Support Internally

Symbiotic Relationship with Sunway Group Provides Stability During Periods of Downturn



### Sunway Group Strategic Relationship



Major property developer in Malaysia

Launch Target  
FYE 2023 : RM3.5b

Revenue - Property Division

2022	1.2b	2019	0.6b
2021	0.6b	2018	0.6b
2020	0.5b	2017	0.9b

2022	1.0b	2019	1.2b
2021	3.2b	2018	2.1b
2020	1.9b	2017	1.1b


At least 51% stake in SunCon Group post IPO

Total gross development value of remaining landbank  
3,292 acres - RM59 bil (15 yrs)

Sales Target  
FYE 2023 : RM2.3b

Johor	60%	Penang	5%
Klang Valley	26%	Others	9%

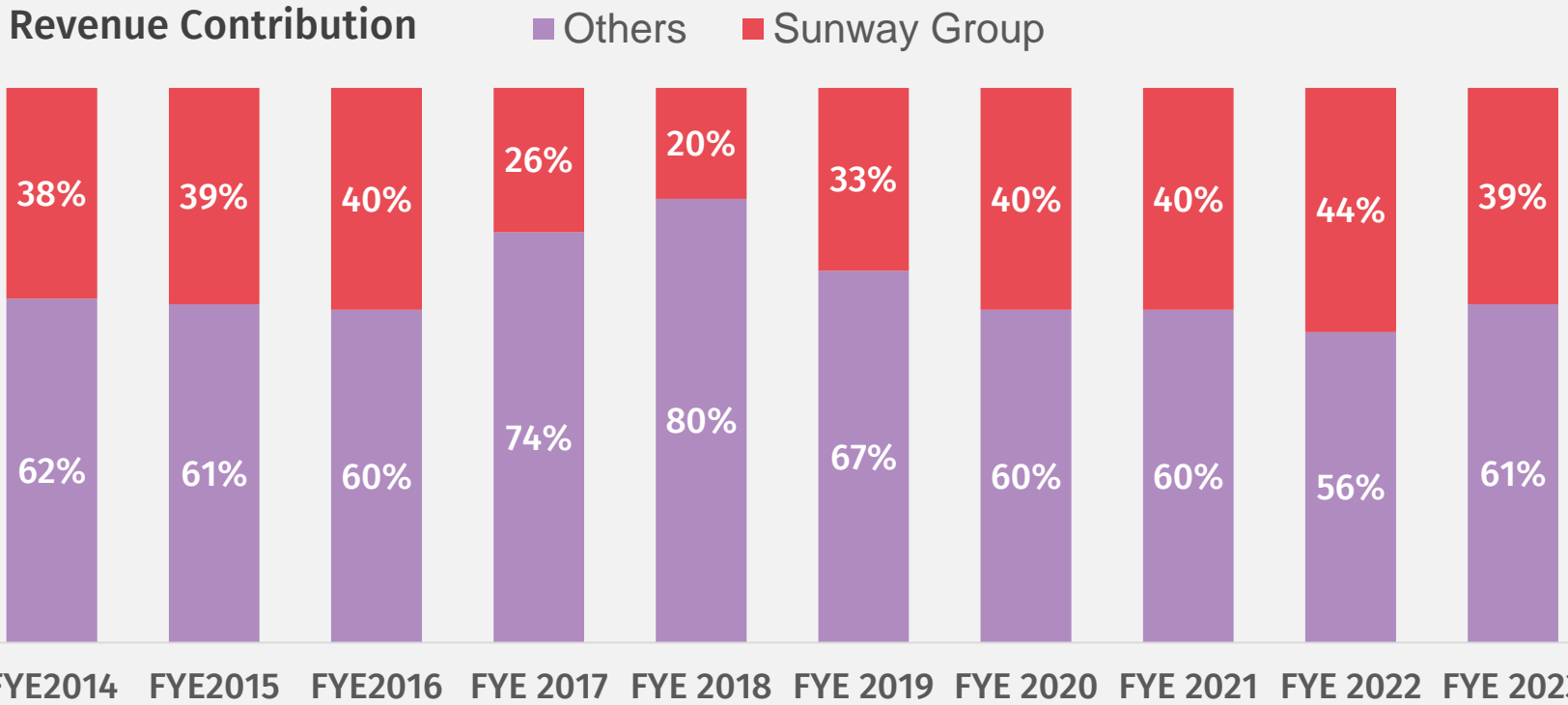
2022	2.0b	2019	1.6b
2021	2.6b	2018	1.7b
2020	1.3b	2017	1.2b




>>> Bedrock orders even during a decline in the construction sector

- Competitive advantage in property development – design optimization, assurance on quality & timeliness
- Portfolio of diversified services across the construction sub-sector

### Sunway Group's Continued Support



### Our Key Developments with Sunway Group



# Investment Highlights

## | 06 Highly Experienced Management Team

Extensive Industry Expertise and Strong Execution Capability with  
an Average of Over 20 Years of Experience in the Construction Industry



**LIEW KOK WING**  
Group Managing Director  
(Appointed w.e.f. 01.04.2022)

Years in SunCon Group **>20 years**  
Construction Industry Experience  
**Over 30 years**



**RICHARD WONG KWAN SONG**  
Group Deputy Managing Director  
(Appointed w.e.f. 01.04.2022)

Years in SunCon Group **>30 years**  
Construction Industry Experience  
**Over 30 years**



**ERIC TAN CHEE HIN**  
Group Deputy Managing Director  
(Appointed w.e.f. 01.04.2022)

Years in SunCon Group **>20 years**  
Construction Industry Experience  
**Over 30 years**



**EVAN CHEAH YEAP SHIN**  
Non-Independent Non-Executive  
Director

Years in SunCon Group **20 years**  
Construction Industry Experience  
**Over 15 years**



**ELAINE LAI EE-LING**  
Chief Financial Officer  
(Appointed w.e.f. 01.07.2022)

Years in SunCon Group **12 years**  
Construction Industry Experience  
**Over 10 years**



**YIP LAI HUN**  
Director, Supply Chain &  
Contracts Management

Years in SunCon Group **>30 years**  
Construction Industry Experience  
**Over 30 years**



**KWONG TZYY EN**  
Executive Director, Precast  
Division

Years in SunCon Group **>20 years**  
Construction Industry Experience  
**Over 40 years**



**LIM VIN TZE**  
Executive Director, Operations

Years in SunCon Group **17 years**  
Construction Industry Experience  
**Over 20 years**



**SUBBA RAO A/L SEMENCHALAM**  
Country Director - India

Years in SunCon Group **>30 years**  
Construction Industry Experience  
**Over 30 years**

# Investment Highlights

## | Key Takeaways

### Fully integrated Construction Company

- Integrated business model providing end-to-end design and construction solutions
- VDC enabled
- Focused on sustainability and renewable energy.
- Well supported by investment in capex and assets previously

### Positioned for Growth

- The largest pure play listed construction company in Malaysia
- Top 3 construction group by turnover and profit
- Overseas venture to India (secured 2 HAM projects in FYE 2020) and ASEAN countries
- Construction sector growth  
2023: 6.1% | 2022: 5.0% | 2021 : -5.2% | 2020 : -19.4% | 2019: 0.1% | 2018 : 4.2% | 2017 : 6.7%
- Singapore Precast : ICPH plant received TOP and testing & commissioning of P&M has completed

### Solid Order Book

- Strong order book & tender book with diversified construction capabilities across various sub – segments of the construction sector
- Proven Track Record in the Local & International Stage
- History of repeat order from reputable clients with high credit worthiness

### Continuing Support from Sunway Group

- At least 51% stake in SunCon Group post IPO
- Bedrock orders even during a decline in the construction sector (past years 40% revenue)
- Treasury support from Sunway Bhd

### Financial

- High Return on Equity (2022 : 18%) – Best ROE for 5 consecutive years under construction sector awarded by The Edge Billion Ringgit Club
- Sound balance sheet with net current assets position
- 35% dividend policy  
2023 : 53% | 2022 : 53% | 2021 : 60% | 2020 : 71% | 2019 : 70% | 2018 : 63%



# Project Highlights

## Ongoing Projects : Building | Residential

Sunway Belfield, Kuala Lumpur

- › Contract Value : RM403 million
- › Completion : 4Q 2024



# Project Highlights

Ongoing Projects :  
Building | Residential

Sunway Flora Residences,  
Bukit Jalil

- › Contract Value : RM278 million
- › Completion : 4Q 2025

**SUNWAY**  
CONSTRUCTION



# Project Highlights

Ongoing Projects :  
Building | Mixed Commercial

Sunway South Quay, Sunway City

› Contract Value : RM1.36 billion

› Completion : 4Q 2025



# Project Highlights

Ongoing Projects :  
Building | Mixed Commercial

Sunway Velocity 2 – Plot B, Kuala Lumpur

- › Contract Value : RM253 million
- › Completion : 1Q 2024

**SUNWAY**  
CONSTRUCTION



# Project Highlights

## Ongoing Projects : Building | Medical Centre

### Sunway Medical Centre Phase 4

– Extension, Sunway City

› VO : RM162 million

› Completion : 1Q 2024



# Project Highlights

## Ongoing Projects : Building | Medical Centre

Sunway Medical Centre Damansara

- › Contract Value : RM240 million
- › Completion : 2Q 2024

**SUNWAY**  
CONSTRUCTION



# Project Highlights

## Ongoing Projects : Data Centre

JHB1X0 - Data Centre, Sedenak Tech Park

› Contract Value : RM1.7 billion

› Completion : 3Q 2024



# Project Highlights

## Ongoing Projects : Large Scale Solar 4 (LSS4)

1. LSS4, Kapar, Klang (50MW)
  - › Contract Value : RM185 million
  - › Completion : 1Q 2024
2. LSS4, Gopeng, Perak (50MW)
  - › Contract Value : RM200 million
  - › Completion : 1Q 2024

**SUNWAY**  
CONSTRUCTION



Large Scale Solar 4, Kapar, Klang (50MW)



Large Scale Solar 4, Gopeng, Perak (50MW)



# Project Highlights

## Ongoing Projects : Infrastructure

RTS Link Package 1B and Package 5

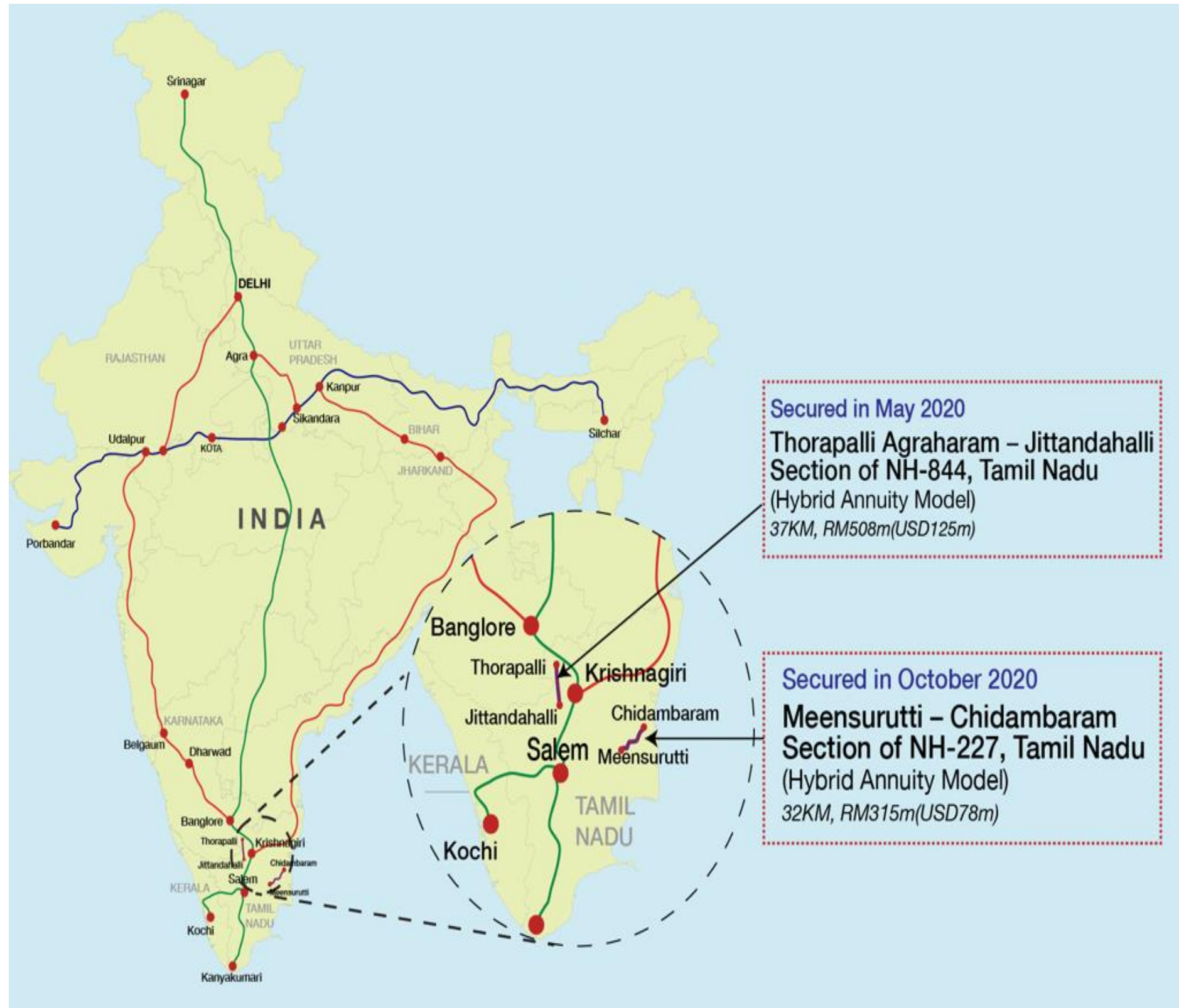
- › Contract Value : RM605 million
- › Completion : 2Q 2025



# Project Highlights

## | Ongoing Projects : India | Civil / Infrastructure

- 2 India Hybrid Annuity Model project secured in May & Oct 2020



# Mechanical, Electrical And Plumbing



MRT Sentul West Underground Station



Pinewood Movie Studio



Central Utilities Facilities



KLIA Chilled Water

# Sustainable Energy



**Universiti Sains Malaysia – Penang**



**TNB HQ Campus Phase 2 – KL**



**Gas District Cooling Plant - Putrajaya**



**Roof Top Solar – Sunway Iskandar**

# Geotechnical



**Pile Foundation Works**



**Earth Retaining System**



**Ground Treatment**



**Offshore Piling**

# Precast Concrete Products



Parapet Wall



Façade Window



Water Tank



Lift Core Wall



Column



Staircase

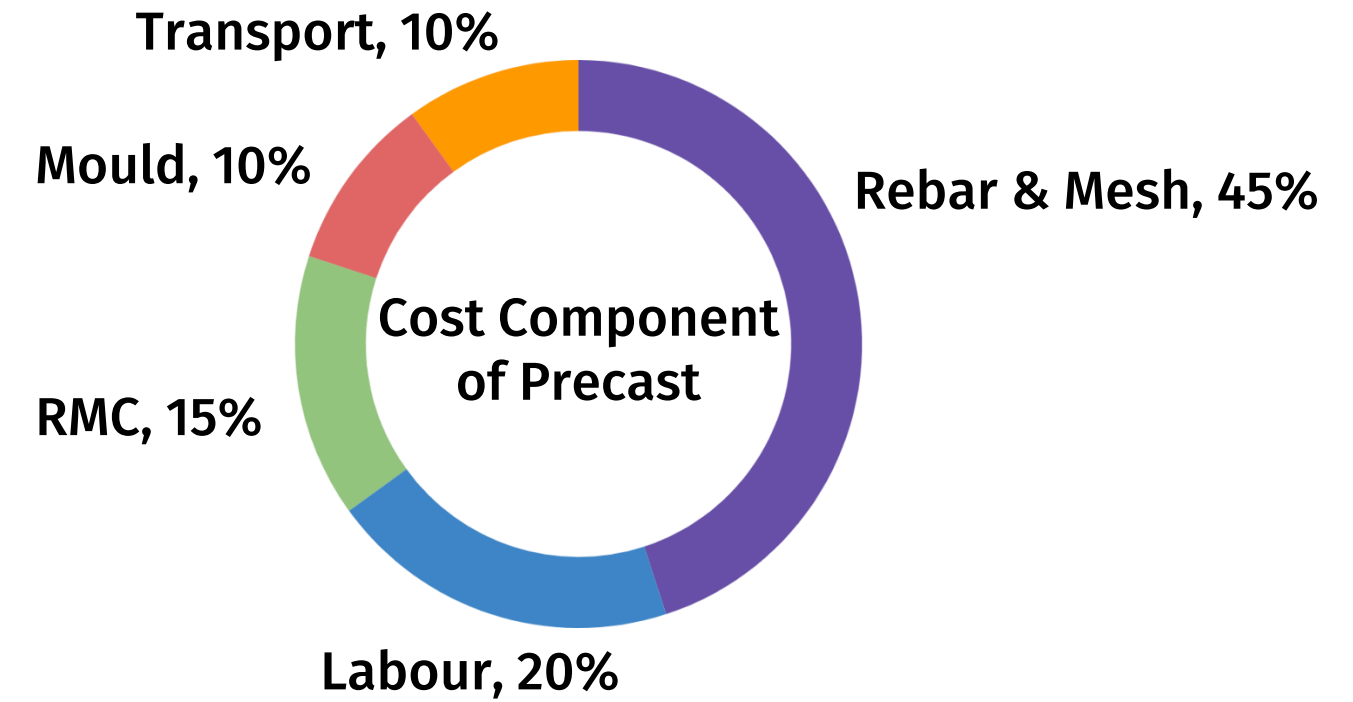


Hollow Core Slab



Prefabricated Toilet

# Precast Concrete Products



Plant	Area (sq. ft.)	Max Annual Capacity (m <sup>3</sup> )	Utilisation					No. of lines
			2023 (%)	2022 (%)	2021 (%)	2020 (%)	2019 (%)	
Senai Plant (own)	Built up area : 262,231 Land area : 475,409	54,000	69%	66%	48%	47%	46%	6+3 (half) lines
Iskandar Plant (rented)	Land area : 9 hectares	72,000	68%	57%	41%	48%	72%	9 lines
ICPH plant	Built up area : 334,232	73,500	26%	-	-	-	-	12 lines

- HDB BTO Flats Launch >> 2024 (F) : 19,600 | 2023 : 22,780 | 2022 : 23,184 | 2021 : 17,109 | 2019 : 14,591 | 2018 : 15,811 | 2017 : 17,593
- Capacity building >> ICPH (Integrated Construction Precast Hub) in Pulau Punggol Barat costing SGD80m during the 3 years construction period for a 30 years lease for a fully automated robotic precast plant

# Precast Concrete Products

## | Opportunities In Singapore

### HDB Launches More Than 6,000 Flats in December 2023 BTO Exercise

In line with our ongoing efforts to address the robust demand for housing, HDB committed to launching up to 23,000 flats in 2023. With this latest launch, HDB has launched a total of 22,780 BTO flats this year. Including the 1,500 and 167 flats offered under the Sale of Balance Flats (SBF) exercise and open booking of flats respectively, HDB's total flat launch for 2023 stands at 24,447 flats.



LIFTING  
CRANE

TRAILER  
DELIVERY

### 19,600 BTO Flats to be Launched in 2024 Across Three Sales Exercises

In 2024, HDB will launch about 19,600 Build-To-Order (BTO) flats across three sales exercises in February, June and October. To meet the increased housing demand in recent years, HDB has ramped up the supply of BTO flats to offer more than 63,000 flats in the last 3 years - 17,100 flats in 2021, 23,200 flats in 2022, and 22,800 flats in 2023. With the launch of 19,600 BTO flats in 2024, we remain on track to offer 100,000 flats from 2021 to 2025.

Source:

<https://www.hdb.gov.sg/about-us/news-and-publications/press-releases/HDB-Launches-More-Than-6000-Flats-in-Dec-2023-BTO-Exercise>

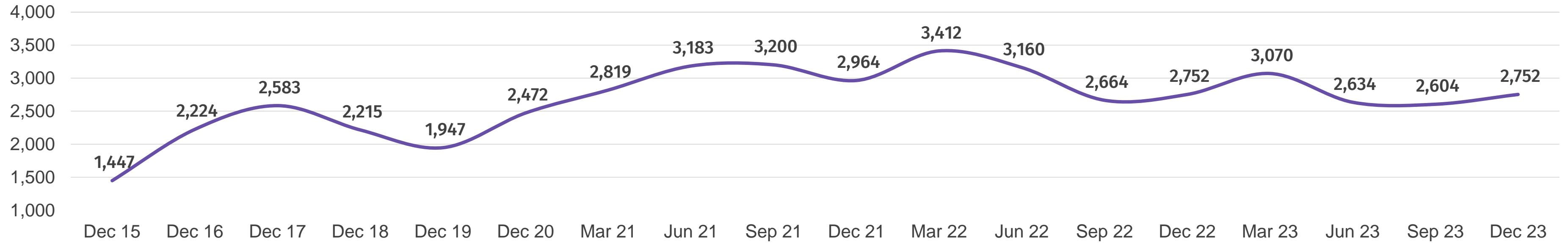
<https://www.hdb.gov.sg/about-us/news-and-publications/press-releases/19600-BTO-flats-to-be-launched-in-2024-across-three-sales-exercises>



# Potential Key Risks

Potential Risk	Potential Impact			Controls to Mitigate Risk
Fluctuation of material price	<u>Steel bar price</u>	<u>Bulk cement price</u>	<u>Copper price</u>	<ul style="list-style-type: none"> <li>Bulk locked-in steel rebar in advanced at lower prices or when price is favorable</li> <li>Forward-looking steel rebar requirement (approximately 6 months in advanced)</li> <li>Managed to lock in at old price for most existing projects till completion</li> </ul>
	Dec'19 RM1,947	Dec'19 RM222	Dec'19 USD6,000	
	Dec'20 RM2,520	Dec'20 RM214	Dec'20 USD7,800	
	Dec'21 RM2,964	Dec'21 RM275	Dec'21 USD9,600	
Foreign currency fluctuation	Dec'22 RM2,752	Dec'22 RM351	Dec'22 USD8,331	<ul style="list-style-type: none"> <li>FOREX hedging in advance once design and bill of quantity is confirmed</li> <li>FOREX rates are fixed upfront at the contractual level</li> </ul>
	Dec'23 RM2,752	Dec'23 RM380	Dec'23 USD8,410	
	Importation of solar panels, inverters, special lightings, furnishing & façade components			

Monthly Average for Steel Bar (RM/MT)



# THANK YOU



**Sunway South Quay**